

Bill To:
 Company Name _____ Contact _____
 Street _____
 City _____ State _____ Zip _____
 Phone _____ Fax _____
 PO # _____ Job Name _____ Exp Date _____ Sec _____
 Credit (MC, VS, AMEX, Dis)

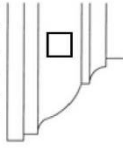
Ship To:
 Name: _____
 Street _____
 City, State, Zip _____ Fax _____
 Phone _____

**See wholesale price guide for payment options.

Molding Packages (Does not include upper crown)

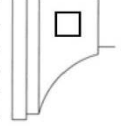
Package 1

Series B, D, L, N, O, R, U

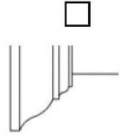


Package 2

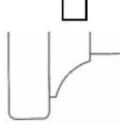
Series B, D, L, N, O, R, U



Series G, T, I, J, S, A, H, H2, W



Series G, T, I, J, S, A, H, H2, W



Hood, Valance, (Item SKU)	Species	Width	Height
1			
2			

Hood Support	Flat, Panel, Hybrid	Bottom Plate	Door Front

OPTIONS

- Spice Racks (W & O Series)
- Rainbow Arch (M-Series upper panels)
- Veneer Delete Option (E, D and B Series)
- Removable Top Panel (M,Q)
- Applied Mid - Removable (T,G,I,J)
- Valance Options**
- Window Valance Top Option, Yes
- Window Valance Pilaster
- Window Valance Slab Side

Liners

- Pro Mesh
- Pro Baffle

Blower units

- LM 600 CFM internal
- SM 600 CFM premium int
- SM 1000 CFM internal
- SM 1200 CFM internal
- 600 CFM external
- 1200 CFM external
- 1500 CFM external

SM600-(axial motor) w/ wiring that will convert CFM from 600 to 300 (available to customers needing 300 CFM or less to meet building code requirements)

Value Liner 390 CFM

Frame

