

PRODUCT & CAPABILITIES GUIDE

all your component needs in one convenient location




CABINET COMPONENTS
& DISTRIBUTION, INC.

by Bayer Interior Woods



COPE & STICK DOORS



APPLIED MOULDINGS

YOU DESIGN; *you choose*

We offer a wide variety of profiles and construction methods in any wood species you may desire and door designs from single panel to custom panel

arches. With all of these options available, you will be able to design a door to fit the style your customer is looking for.

WE OFFER ALL THE COMPONENTS YOU NEED.

- Doors and drawer fronts
- Drawer boxes
- Assembled face frames
- Machined case parts
- Mouldings and S4S
- Finishing



HICKORY // 90F, SR7, FLAT, EP8



MAHOGANY // 30R, SR3, PP1, EP17



HARD MAPLE // 10R, SR5, PP3, EP1, APM1



PAINT GRADE // 11F, SR3, 1/4" FLAT, EP3



HARD MAPLE // 10F, SR5, 1/4" FLAT, EP8




RUSTIC EUROPEAN BEECH
10R, SR5, PP9, EP5



RED OAK // 10G, SR3, EP3
(GLASS NOT PROVIDED)



RED OAK // 10R, SR6, PP3, EP5



STILE AND RAIL PROFILES

AVAILABLE IN COPE AND STICK AND IN MITRED



*profile accepts applied mouldings

QUARTER SAWN RED OAK
20RD1, SR3, PP4, EP14 (70/30SPLIT)



MITRED DOORS



the CUSTOMIZED LOOK you want

The trend of mitred doors has grown dramatically. If your customer is looking for a traditional style, we offer numerous mitred door designs, from simple

to quite ornate. If your customer is looking for a contemporary style, a custom glass insert in our mitred aluminum door would be a good choice.



ALDER // M110R, M105, PP3



ALUMINUM MITRED GLASS DOOR
(GLASS NOT PROVIDED)



CHERRY // M310R, M103, PP4



CHERRY // M210R, M109, PP1



CHERRY // M10F, M5, 1/4" FLAT, APM1



HARD MAPLE WITH CHERRY
ROPE MOULDING // M110R, M205, PP1



M101



M102



M103



M104



M105



M106



M106R*



M108*



M109



M111



M112



M205*

* Mitred profile accepts applied mouldings.
† M205 and M108 profiles accept rope mouldings.

For a complete listing of door designs, stile and rail profiles, panel profiles, edge profiles and wood species, please consult our catalog.




MULL PROFILE



ALDER // M110RD2, M101, PP2
(50/50 SPLIT)



HARD MAPLE // M110R, M111, PP5



POPLAR STILE AND RAIL AND MDF PANEL
M110R WITH ROPE MOULDING, M108, PP4

SLAB DOORS

GLASS FRAMES

THE RIGHT LOOK
begins with the right wood.

Wood is a natural product possessing many unique traits which makes it beautiful and desirable in itself.

create A FOCAL POINT in any room

Use glass frame doors with or without mullions to show off collections of crystal or china behind beautifully backlit arched doors. Our mullion style doors come in several configurations including nine lites.

For a complete listing of materials and grades please contact customer care.



QUARTER SAWN RED OAK

RED BIRCH



CHERRY



WHITE BIRCH



HARD MAPLE



POPLAR



RED OAK



KNOTTY PINE



HICKORY



ASH



RUSTIC HICKORY



SOFT MAPLE



KNOTTY HICKORY



ALDER



RUSTIC CHERRY



KNOTTY ALDER



HIGH PRESSURE LAMINATE SLAB WITH 2 MM EDGEBANDING



SAPELE EDGEBANDED DOOR



WOODLAND DOOR HICKORY // EP14



SLAB DOOR, HARD MAPLE



RED OAK // 20G6, SR2, EP3 (GLASS NOT PROVIDED)



CHERRY // M110G6, M105 (GLASS NOT PROVIDED)



POPLAR // 10G9, SR4, EP23 (GLASS NOT PROVIDED)



CUSTOM GLASS DOOR WHITE BIRCH // SR5, EP1 (GLASS NOT PROVIDED)

DRAWER FRONTS



KNOTTY PINE // DF2, SR2, 1/4" FLAT, EP23



CHERRY // DF3, SR4, PP1, EP13



RED OAK // MDF2, M2, 1/4" FLAT, EP23



ASH // DF1, EP7



HARD MAPLE // MDF3, M109, PP1




FACE FRAMES

the PERSONAL touch

To accommodate the changing market, Cabinet Components offers assembled or unassembled custom face frames. All of the face frames are manufactured with a pocket screw joint. Beaded

face frames are produced with a moulded beaded face frame stock and feature a haunched joint construction.



BEADED FACE FRAME
PROFILE HAUNCHED JOINT



POCKET SCREW JOINT



DECORATIVE PIECES // Complement a room by adding an intricate decorative piece that will enhance any room's theme.



WAINSCOTING // Beaded panels are a creative way to apply wainscoting.



FLUTES // Partial and full flutes add a personalized accent to any room.



CROWN MOULDING // With a little imagination and some crown moulding, there are no limits to what can be done to a room. Add crown moulding to a room that has multiple angles and you can turn that room into a dramatic masterpiece. We offer several profiles of mouldings in many species of wood that can be finished in a vast number of stains, allowing nearly unlimited options for your customers.



from START TO FINISH

Cabinet Components offers high quality finishes of doors, drawer fronts, drawer boxes and cabinets. Custom colors, finish matches, glazing and distressing are all available upon request. For our complete finishing options, refer to our stain sample box. If you do not have a box of samples, please call customer care and order your samples.

DRAWER BOXES



NATURAL GRADE
WHITE HARDWOOD
DOVETAIL*



WHITE
MELAMINE
(AVAILABLE
IN STAPLED OR
DOWELLED)



BALTIC
BIRCH
DOVETAIL



UNIFORM
WHITE HARDWOOD
DOVETAIL*



SCOOP FRONT



1 1/4" NOTCH WIDTH

UNDERMOUNT
DRAWER GUIDE
NOTCH

* Available in different colors and species of wood. To find out the availability, call customer care.



simple & EFFICIENT

CABINETPAC™

Efficiency is the most important part of any business. Ordering parts from different manufacturers to complete a single job is very inefficient. Thankfully, there's an answer. CabinetPacs™ from Cabinet Components allow you to order a complete set of custom cabinets with the needed components in one easy, stress-free step. Doors, drawer fronts, drawer boxes, face frames, and case parts are manufactured and delivered to you in approximately two weeks. CabinetPacs are your answer to increased efficiency. Contact our customer care team to learn more about CabinetPacs.

- > Allows cabinetmakers to focus on design, detail and installation.
- > Significantly increases production without additional overhead expenses.
- > Provides precision machined parts that fit right and assemble fast.
- > Reduces shop time and allows for more time to focus on customers.
- > Reduces skilled labor.
- > Allows lower workers comp classification.
- > Provides fast project turn-a-round from drawings through delivery.

OUR *promise to you*

Trends within the building and remodeling industry are ever changing. To stay on the cutting edge, a cabinetmaker must continually monitor consumer trends and evaluate new equipment releases. Time spent researching and evaluating will leave you with less time to spend on your customer and will hinder you from finding new customers and expanding your business. Purchasing from us will lessen the risks you face day to day, allowing you to focus on sales and customer service and give you a significant competitive edge.

Whether purchasing a single door or a CabinetPac™, our customer care department is waiting to assist you. We will provide you with quality products in short lead times that are competitively priced.



CABINET 
COMPONENTS
& DISTRIBUTION, INC.

by **Bayer** Interior Woods

760 Beltline Road, P.O. Box 152
Sauk Centre, MN 56378

p) 800.392.9664

f) 800.293.3414

bayerinteriorwoods.com